



Psalm 119:105 Thy word is a lamp unto my feet and a light unto my path

HOPE CHRISTIAN COLLEGE ANNUAL REPORT 2023

In return for the funding which the Federal Government provides the School, it mandatorily requires publication of the following information:

Contextual information about the school

With our foundation firmly built on Biblical beliefs, values and discipline, our passion is to reach the hearts and inspire the minds of the students who join our Christian educational community. Our intent is to provide a truly Christian environment where students can grow, develop and discover their God given purpose and potential. It is our belief that when students have a supportive and caring family and the School environment is shaped by Biblical norms and values, achieving personal, educational and academic excellence is possible.

Enrolment Policy


The School's enrolment policy is not academically selective. The School caters for a wide range of academic abilities, including students with special needs who need either Support or Challenge and Extension programmes. We strive to create a sense of community and purpose in the School, endeavouring to get students, staff and parents to work together to ensure that the students have the opportunity to achieve their potential.

Pastoral Arts and Sports programme

We believe that the strong pastoral care, Arts and Sports programmes which we offer, help our students become engaged with the School, allowing them to achieve their potential in our academic programme.

Enrolment

Enrolment in the Primary section of the School was Kindergarten to Year 6, with Year 7 to 12 comprising the Secondary section.



Psalm 119:105 Thy word is a lamp unto my feet and a light unto my path

August 2023 Census Data:

Year Level	Male	Female	Total
Kindergarten	8	3	11
Pre-Primary	9	7	16
Year 1	9	9	18
Year 2	18	5	23
Year 3	15	11	26
Year 4	13	13	26
Year 5	22	20	42
Year 6	23	18	41
Primary	117	86	203

Year Level	Male	Female	Total
Year 7	12	27	39
Year 8	28	17	45
Year 9	17	30	47
Year 10	9	23	32
Year 11	14	18	32
Year 12	10	5	15
Secondary	90	120	210
TOTAL	117	206	413

Student attendance

When expressed as a percentage of the actual school days attended by students in Years 1 to 10 compared to the number of possible school days for these students, the overall attendance rate for 2023 was 88.95%.

Year	Attendance Rate - Semester 1	Attendance Rate - Term 3	Overall Attendance Rate
1	87.25%	90.77%	89.01%
2	88.73%	91.55%	90.14%
3	87.83%	90.13%	88.98%
4	90.36%	91.22%	90.79%
5	90.59%	89.65%	90.12%
6	87.30%	91.96%	89.63%
7	86.88%	90.15%	88.52%
8	90.85%	89.70%	90.28%
9	83.99%	87.43%	85.71%
10	87.57%	85.06%	86.32%
	88.14%	89.76%	88.95%



Psalm 119:105 Thy word is a lamp unto my feet and a light unto my path

The absentee follow up procedure is as follows:

1. The student is to attend home room where their home room teacher proceeds to mark their name on their particular class role and into School Pro. An SMS is sent by the front office to the parents of those absent, who have not advised us for the reason for their absence.
2. If the student was absent the previous school day, a note or phone call from the responsible person must be given or made to the homeroom teacher or front office, giving an explanation as to why the student was absent.
3. If the student is absent for more than 3 consecutive days then a medical certificate may be requested by the Principal asking for an explanation, regarding such a lengthy absence.

Qualifications of Teaching staff and workforce composition


All teachers at Hope Christian College are registered with the Teacher Registration Board of Western Australia and have a teaching qualification from an accredited higher education authority. All staff members, teaching and non-teaching, have current Working With Children Check cards.

Below is a summary of all the teacher qualifications held by the teaching staff of Hope Christian College.

Number of teachers: 36 in 2023

4 Year Degree/Diploma : 36

Below is the table representing the total workforce at Hope Christian College in 2023 (August 2023 Census Data).



Psalm 119:105 Thy word is a lamp unto my feet and a light unto my path


Type	Gender	ALL STAFF	
		Headcount	FTE
Principal	Male	1	1.0
Teaching Staff	Male	9	8.1
	Female	23	19.5
Specialist Support	Female	3	3.0
Building Operations	Male	3	1.4
Administrative and Clerical	Male	1	1.0
	Female	20	15.5
TOTAL		60	49.5

Student Outcomes in Standardised National Literacy and Numeracy Testing [NAPLAN]

In 2023 our Years 3,5,7, and 9 sat the NAPLAN tests, overall the results were pleasing, indicating where individual students were individually, with many of the students showing very pleasing growth over time.

Included hereunder are the students overall results:

Hope Christian College					
Year Level	Reading	Writing	Spelling	Grammar	Numeracy
Year 3	377	407	375	380	392
Year 5	503	456	493	498	483
Year 7	526	537	520	524	520
Year 9	586	572	566	567	590
Similar Schools					
Year Level	Reading	Writing	Spelling	Grammar	Numeracy
Year 3	400	419	399	406	407
Year 5	505	486	496	504	495
Year 7	545	546	543	547	548
Year 9	589	588	580	581	594
All Schools					
Year Level	Reading	Writing	Spelling	Grammar	Numeracy
Year 3	405	416	404	411	407
Year 5	496	483	489	497	488
Year 7	536	534	539	539	538
Year 9	564	567	568	557	568



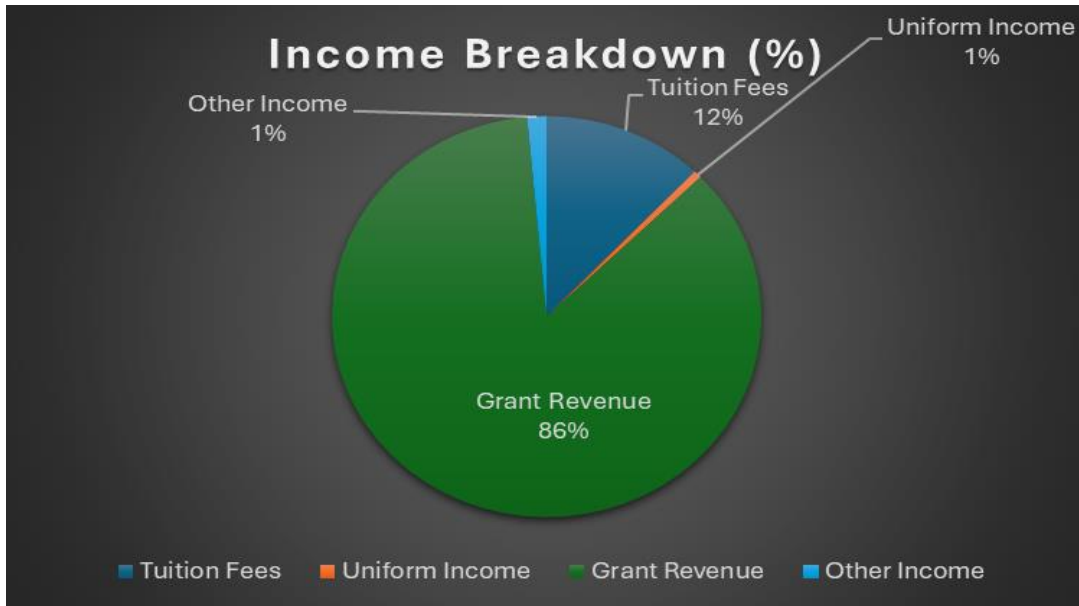
Psalm 119:105 Thy word is a lamp unto my feet and a light unto my path

Graduating Year 12's 2023 Academic Results

Of the fifteen Year 12's, fourteen of them achieved their WACE. Seven students wrote ATAR. Average ATAR score provided was 88.7, with the highest score being 99.95 after the regional add on. 8 completed General courses and various Certificates.

School income broken down by funding source

Below is a graph of the percentages of the School's funding. You will notice that 87% of our funding is derived from Government sources and for this we are most grateful.



Income Breakdown (2023)

Income Categories	\$
Tuition Fees	929,487.00
Uniform Income	48,501.00
Grant Revenue	6,580,880
Other Income	112,077
Total Income	7,670,945

Mr Peter Stone

Principal

Hope Christian College