

*Psalm 119:105 Thy word is a lamp unto my feet and a light unto my path*

## **HOPE CHRISTIAN COLLEGE ANNUAL REPORT 2022**

In return for the funding which the Federal Government provides the School, it mandatorily requires publication of the following information:

### **Contextual information about the school**

With our foundation firmly built on Biblical beliefs, values and discipline, our passion is to reach the hearts and inspire the minds of the students who join our Christian educational community. Our intent is to provide a truly Christian environment where students can grow, develop and discover their God given purpose and potential. It is our belief that when students have a supportive and caring family and the School environment is shaped by Biblical norms and values, achieving personal, educational and academic excellence is possible.

### **Enrolment Policy**


The School's enrolment policy is not academically selective. The School caters for a wide range of academic abilities, including students with special needs who need either Support or Challenge and Extension programmes. We strive to create a sense of community and purpose in the School, endeavouring to get students, staff and parents to work together to ensure that the students have the opportunity to achieve their potential.

### **Pastoral Arts and Sports programme**

We believe that the strong pastoral care, Arts and Sports programmes which we offer, help our students become engaged with the School, allowing them to achieve their potential in our academic programme.

### **Enrolment**

Enrolment in the Primary section of the School was Kindergarten to Year 6, with Year 7 to 12 comprising the Secondary section.



*Psalm 119:105 Thy word is a lamp unto my feet and a light unto my path*

**August 2022 Census Data:**


Year Group	Male	Female	Total
Kindy	11	7	18
PP	12	8	20
1	16	7	23
2	10	10	20
3	15	11	26
4	20	17	37
5	22	21	43
6	11	15	26
<b>Primary Total</b>	<b>117</b>	<b>96</b>	<b>213</b>

Year Group	Male	Female	Total
7	34	18	52
8	18	32	50
9	15	25	40
10	20	24	44
11	14	9	23
12	10	5	15
<b>Secondary Total</b>	<b>111</b>	<b>113</b>	<b>224</b>

<b>Total School</b>	<b>228</b>	<b>209</b>	<b>437</b>
---------------------	------------	------------	------------

**Student attendance**

When expressed as a percentage of the actual school days attended by students in Years 1 to 10 compared to the number of possible school days for these students, the overall attendance rate for 2022 was 87.51%.



*Psalm 119:105 Thy word is a lamp unto my feet and a light unto my path*

Year	Attendance Rate - Semester 1	Attendance Rate - Term 3	Overall Attendance Rate
1	86.57%	88.69%	<b>87.63%</b>
2	83.76%	79.67%	<b>81.72%</b>
3	90.49%	90.39%	<b>90.44%</b>
4	88.99%	90.30%	<b>89.65%</b>
5	87.90%	90.61%	<b>89.26%</b>
6	88.35%	91.86%	<b>90.11%</b>
7	87.86%	88.24%	<b>88.05%</b>
8	85.47%	87.69%	<b>86.58%</b>
9	85.23%	86.14%	<b>85.69%</b>
10	83.78%	88.12%	<b>85.95%</b>
	<b>86.84%</b>	<b>88.17%</b>	<b>87.51%</b>

The absentee follow up procedure is as follows:

1. The student is to attend home room where their home room teacher proceeds to mark their name on their particular class role and into School Pro. An SMS is sent by the front office to the parents of those absent, who have not advised us for the reason for their absence.
2. If the student was absent the previous school day, a note or phone call from the responsible person must be given or made to the homeroom teacher or front office, giving an explanation as to why the student was absent.
3. If the student is absent for more than 3 consecutive days then a medical certificate may be requested by the Principal asking for an explanation, regarding such a lengthy absence.



*Psalm 119:105 Thy word is a lamp unto my feet and a light unto my path*

### Qualifications of Teaching staff and workforce composition

All teachers at Hope Christian College are registered with the Teacher Registration Board of Western Australia and have a teaching qualification from an accredited higher education authority. All staff members, teaching and non-teaching, have current Working With Children Check cards.

Below is a summary of all the teacher qualifications held by the teaching staff of Hope Christian College.

Number of teachers: 32 in 2022


4 Year Degree/Diploma                      32

Below is the table representing the total workforce at Hope Christian College in 2022 (August 2022 Census Data).

Type	Gender	ALL STAFF	
		Headcount	FTE
Principal	Male	1	1.0
Teaching Staff	Male	9	7.9
	Female	23	20.7
Specialist Support	Female	2	2.0
Building Operations	Male	2	1.5
Administrative and Clerical	Male	1	1.0
	Female	18	14.5
<b>TOTAL</b>		<b>56</b>	<b>48.6</b>

### Satisfaction with the School

In 2022 the College conducted a Parent Survey. The results of the survey were pleasing with a very large portion of families happy with the College and would recommend the College to others in the community. Below is a summary and parents' comments from the survey.



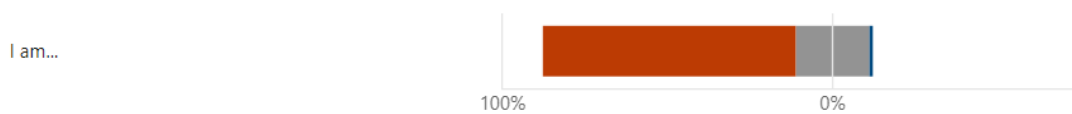
*Psalm 119:105 Thy word is a lamp unto my feet and a light unto my path*

## Survey Summary

How likely are you to recommend this school to a parent looking for a school for their child?

[More Details](#)

■ Extremely likely   ■ Somewhat likely   ■ Very unlikely



Overall, how satisfied are you with the education your child is receiving at this school?

[More Details](#)

■ Very satisfied   ■ Somewhat satisfied   ■ Somewhat dissatisfied   ■ Very dissatisfied



## Parent Comments from Survey

*Since moving my children to Hope they have found beautiful friends and are happier and more confident. My children's academic progress has improved greatly, and we love the community feel.*

*My kids are thriving. I love the school.*

*I always recommend the school to others. Best decision we made moving. My child is thriving :) Thank you.*

*I'm very happy with all aspects of the school. There's nothing I can fault, thank you for the respect and care you show my children.*

*The best move we ever made for our kids was moving them to HCC. They're both happy, and thriving, and we as parents feel valued and welcome in the school. We love that teachers know all the kids' names, even when they aren't in their class.*

*Best decision moving to the school and have noticed huge differences in their learning and education.*

*HCC has been instrumental in providing my son with a safe, stable, and extremely high level of education. My sons' level of education has greatly increased since attending HCC and I am extremely great full to the school and all of its staff in establishing a safe working environment for my son and such an extremely high level of education while also teaching my son his self-worth greatly increasing his confidence and self-morals, I could not be happier with how this school conducts itself.*



*Psalm 119:105 Thy word is a lamp unto my feet and a light unto my path*

### Student Outcomes in Standardised National Literacy and Numeracy Testing [NAPLAN]

In 2022 our Years 3,5,7, and 9 sat the NAPLAN tests, overall the results were pleasing, indicating where individual students were individually, with many of the students showing very pleasing growth over time.

Included hereunder are the students overall results:


Hope Christian College					
Year Level	Reading	Writing	Spelling	Grammar	Numeracy
Year 3	405	411	377	389	401
Year 5	501	453	491	496	492
Year 7	538	546	543	541	565
Year 9	586	569	570	571	587

Similar Schools					
Year Level	Reading	Writing	Spelling	Grammar	Numeracy
Year 3	437	429	416	436	407
Year 5	516	487	508	504	497
Year 7	558	549	561	552	570
Year 9	595	580	587	593	602

All Schools					
Year Level	Reading	Writing	Spelling	Grammar	Numeracy
Year 3	438	422	418	433	400
Year 5	510	484	505	499	488
Year 7	543	530	547	533	546
Year 9	578	560	577	573	584

### Graduating Year 12's 2022 Academic Results

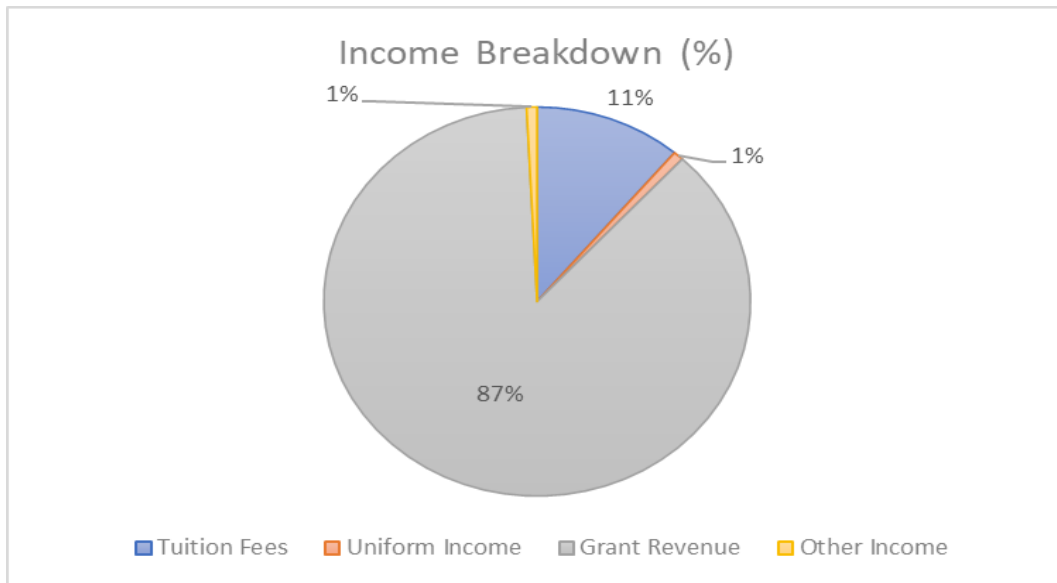
Of the fifteen Year 12's, fourteen of them achieved their WACE. Five students wrote ATAR, three achieving in the high 90's. Ten completed General courses and various Certificates.



*Psalm 119:105 Thy word is a lamp unto my feet and a light unto my path*

**School income broken down by funding source**

Below is a graph of the percentages of the School’s funding. You will notice that 87% of our funding is derived from Government sources and for this we are most grateful.



**Income Breakdown (2022)**

Income Categories	\$
Tuition Fees	834,091.00
Uniform Income	58,342.00
Grant Revenue	6,539,038
Other Income	59,348
<b>Total Income</b>	<b>7,490,819</b>

**Mr Peter Stone**  
**Principal**  
**Hope Christian College**