



Psalm 119:105 Thy word is a lamp unto my feet and a light unto my path

HOPE CHRISTIAN COLLEGE ANNUAL REPORT 2021

In return for the funding which the Federal Government provides the School, it mandatorily requires publication of the following information:

Contextual information about the school

With our foundation firmly built on Biblical beliefs, values and discipline, our passion is to reach the hearts and inspire the minds of the students who join our Christian educational community. Our intent is to provide a truly Christian environment where students can grow, develop and discover their God given purpose and potential. It is our belief that when students have a supportive and caring family and the School environment is shaped by Biblical norms and values, achieving personal, educational and academic excellence is possible.

Enrolment Policy

The School's enrolment policy is not academically selective. The School caters for a wide range of academic abilities, including students with special needs who need either Support or Challenge and Extension programmes. We strive to create a sense of community and purpose in the School, endeavouring to get students, staff and parents to work together to ensure that the students have the opportunity to achieve their potential.

Pastoral Arts and Sports programme

We believe that the strong pastoral care, Arts and Sports programmes which we offer, help our students become engaged with the School, allowing them to achieve their potential in our academic programme.

The School camp, due to COVID, had to be cancelled.

Enrolment

Enrolment in the Primary section of the School was Kindergarten to Year 6, with Year 7 to 12 comprising the Secondary section.



Psalm 119:105 Thy word is a lamp unto my feet and a light unto my path

August 2021 Census Data:

| Year Group | Male | Female | Total |
|----------------------|------------|-----------|------------|
| Kindy | 11 | 9 | 20 |
| PP | 12 | 7 | 19 |
| 1 | 11 | 10 | 21 |
| 2 | 14 | 12 | 26 |
| 3 | 14 | 12 | 26 |
| 4 | 19 | 19 | 38 |
| 5 | 12 | 11 | 23 |
| 6 | 28 | 14 | 42 |
| Primary Total | 121 | 94 | 215 |

| Year Group | Male | Female | Total |
|------------------------|-----------|------------|------------|
| 7 | 18 | 34 | 52 |
| 8 | 11 | 28 | 39 |
| 9 | 22 | 27 | 49 |
| 10 | 17 | 17 | 34 |
| 11 | 10 | 8 | 18 |
| 12 | 11 | 5 | 16 |
| Secondary Total | 89 | 119 | 208 |

| | | | |
|---------------------|------------|------------|------------|
| Total School | 210 | 213 | 423 |
|---------------------|------------|------------|------------|

Student attendance

When expressed as a percentage of the actual school days attended by students in Years 1 to 10 compared to the number of possible school days for these students, the overall attendance rate for 2021 was 91.51%.



Psalm 119:105 Thy word is a lamp unto my feet and a light unto my path

| Year | Attendance Rate - Semester 1 | Attendance Rate - Term 3 | Overall Attendance Rate |
|------|------------------------------|--------------------------|-------------------------|
| 1 | 92.23% | 85.51% | 88.87% |
| 2 | 93.45% | 91.35% | 92.40% |
| 3 | 94.49% | 91.77% | 93.13% |
| 4 | 92.90% | 90.63% | 91.77% |
| 5 | 93.39% | 91.78% | 92.59% |
| 6 | 94.37% | 91.79% | 93.08% |
| 7 | 93.22% | 89.72% | 91.47% |
| 8 | 92.42% | 91.17% | 91.80% |
| 9 | 91.49% | 88.93% | 90.21% |
| 10 | 89.72% | 89.91% | 89.82% |
| | 92.77% | 90.26% | 91.51% |

The absentee follow up procedure is as follows:

1. The student is to attend home room where their home room teacher proceeds to mark their name on their particular class role and into School Pro. An SMS is sent by the front office to the parents of those absent, who have not advised us for the reason for their absence.
2. If the student was absent the previous school day, a note or phone call from the responsible person must be given or made to the homeroom teacher or front office, giving an explanation as to why the student was absent.
3. If the student is absent for more than 3 consecutive days then a medical certificate may be requested by the Principal asking for an explanation, regarding such a lengthy absence.


Qualifications of Teaching staff and workforce composition

All teachers at Hope Christian College are registered with the Teacher Registration Board of Western Australia and have a teaching qualification from an accredited higher education authority. All staff members, teaching and non-teaching, have current Working With Children Check cards.

Below is a summary of all the teacher qualifications held by the teaching staff of Hope Christian College.

Number of teachers: 35 in 2021

4 Year Degree/Diploma 35



Psalm 119:105 Thy word is a lamp unto my feet and a light unto my path

Below is the table representing the total workforce at Hope Christian College in 2021 (August 2021 Census Data).

| Type | Gender | ALL STAFF | |
|-----------------------------|--------|-----------|-------------|
| | | Headcount | FTE |
| Principal | Male | 1 | 1.0 |
| Teaching Staff | Male | 7 | 6.6 |
| | Female | 25 | 21.0 |
| Specialist Support | Female | 2 | 2.0 |
| Building Operations | Male | 3 | 1.6 |
| Administrative and Clerical | Male | 2 | 2.0 |
| | Female | 17 | 13.1 |
| TOTAL | | 57 | 47.3 |

Satisfaction with the School


In 2021 we held an independent Staff Well-being Survey. Summary of the results can be accessed on our webpage with the following link <https://hopecc.wa.edu.au/wp-content/uploads/2021/09/School-Survey-2021.pdf>

Student Outcomes in Standardised National Literacy and Numeracy Testing [NAPLAN]

In 2021 our Years 3,5,7, and 9 sat the NAPLAN tests, overall the results were pleasing, indicating where individual students were individually, with many of the students showing very pleasing growth over time.

Included hereunder are the students overall results:

| Hope Christian College | | | | | |
|------------------------|---------|---------|----------|---------|----------|
| Year Level | Reading | Writing | Spelling | Grammar | Numeracy |
| Year 3 | 371 | 412 | 366 | 397 | 382 |
| Year 5 | 507 | 469 | 470 | 497 | 504 |
| Year 7 | 536 | 506 | 549 | 540 | 543 |
| Year 9 | 592 | 540 | 573 | 573 | 601 |



Psalm 119:105 Thy word is a lamp unto my feet and a light unto my path

| Similar Schools | | | | | |
|-----------------|---------|---------|----------|---------|----------|
| Year Level | Reading | Writing | Spelling | Grammar | Numeracy |
| Year 3 | 409 | 422 | 397 | 423 | 394 |
| Year 5 | 514 | 478 | 495 | 504 | 502 |
| Year 7 | 548 | 518 | 552 | 549 | 557 |
| Year 9 | 596 | 560 | 588 | 588 | 604 |

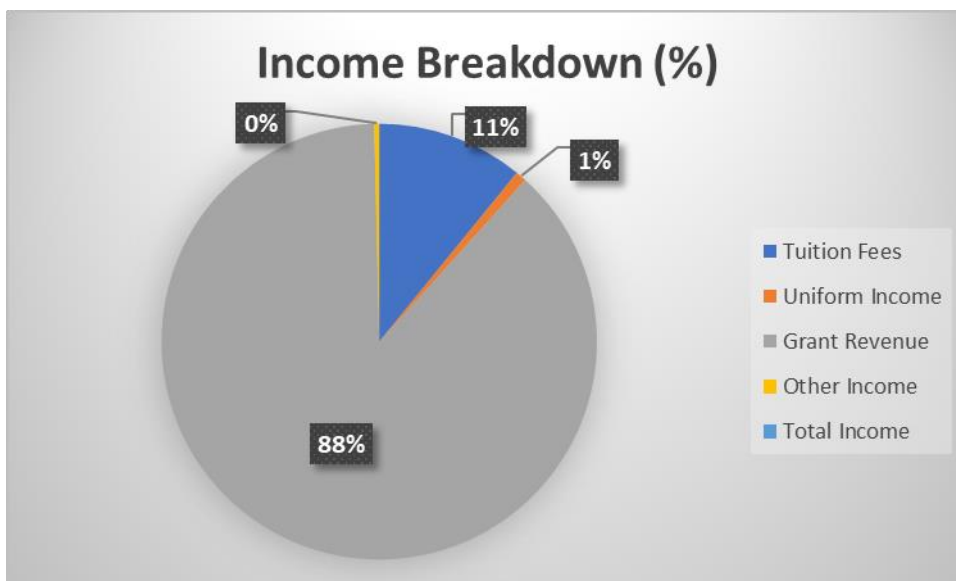
| All Schools | | | | | |
|-------------|---------|---------|----------|---------|----------|
| Year Level | Reading | Writing | Spelling | Grammar | Numeracy |
| Year 3 | 432 | 423 | 419 | 440 | 408 |
| Year 5 | 506 | 474 | 501 | 499 | 496 |
| Year 7 | 546 | 513 | 546 | 542 | 554 |
| Year 9 | 581 | 549 | 582 | 574 | 592 |

Graduating Year 12's 2021 Academic Results


Of the sixteen Year 12's, thirteen of them achieved their WACE. Three students wrote ATAR, all three achieving above 80. Thirteen completed General courses and various Certificates.

School income broken down by funding source

Below is a graph of the percentages of the School's funding. You will notice that 88% of our funding is derived from Government sources and for this we are most grateful.



Government Rd, Roelands, WA 6226
PO Box 12 Brunswick Jn, WA 6224
www.hopecc.wa.edu.au



Ph: 08 9726-3613
Fx: 08 9726-3614
Email: admin@hopecc.wa.edu.au

Psalm 119:105 Thy word is a lamp unto my feet and a light unto my path

Income Breakdown (2021)

| Income Categories | \$ |
|--------------------------|------------------|
| Tuition Fees | 767,426.00 |
| Uniform Income | 57,127.00 |
| Grant Revenue | 6,192,508 |
| Other Income | 25,893 |
| Total Income | 7,042,954 |

Mr Peter Stone

Principal

Hope Christian College