

Psalm 119:105 Thy word is a lamp unto my feet and a light unto my path

HOPE CHRISTIAN COLLEGE ANNUAL REPORT 2020

In return for the funding which the Federal Government provides the School, it mandatorily requires publication of the following information:

Contextual information about the school

With our foundation firmly built on Biblical beliefs, values and discipline, our passion is to reach the hearts and inspire the minds of the students who join our Christian educational community. Our intent is to provide a truly Christian environment where students can grow, develop and discover their God given purpose and potential. It is our belief that when students have supportive and caring family and the School environment is shaped by Biblical norms and values, achieving personal, educational and academic excellence is possible.

Enrolment Policy

The School's enrolment policy is not academically selective. The School caters for a wide range of academic abilities, including students with special needs who need either Support or Challenge and Extension programmes. We strive to create a sense of community and purpose in the School, endeavouring to get students, staff and parents to work together to ensure that the students have the opportunity to achieve their potential.


Pastoral Arts and Sports programme

We believe that the strong pastoral care, Arts and Sports programmes which we offer, help our students become engaged with the School, allowing them to achieve their potential in our academic programme.

The School camp, due to COVID, had to be cancelled.

Enrolment

Enrolment in the Primary section of the School was Kindergarten to Year 6, with Year 7 to 12 comprising the Secondary section.



Psalm 119:105 Thy word is a lamp unto my feet and a light unto my path

August 2020 Census Data:


Year Group	Male	Female	Total
Kindy	7	0	7
PP	11	8	19
1	14	8	22
2	13	11	24
3	14	12	26
4	14	11	25
5	18	8	26
6	9	17	26
Primary Total	100	75	175

Year Group	Male	Female	Total
7	14	24	38
8	25	20	45
9	18	17	35
10	14	16	30
11	14	7	21
12	5	6	11
Secondary Total	90	90	180

Total School	190	165	355
---------------------	------------	------------	------------

Student attendance

When expressed as a percentage of the actual school days attended by students in Years 1 to 10 compared to the number of possible school days for these students, the overall attendance rate for 2020 was 92.13%.




Psalm 119:105 Thy word is a lamp unto my feet and a light unto my path

Year Level	Gender	Attendance Rate
Year 1	Male	89.92%
Year 1	Female	93.03%
Year 2	Male	91.89%
Year 2	Female	95.47%
Year 3	Male	93.43%
Year 3	Female	87.98%
Year 4	Male	93.01%
Year 4	Female	91.42%
Year 5	Male	95.39%
Year 5	Female	92.66%
Year 6	Male	94.00%
Year 6	Female	90.92%
Year 7	Male	93.36%
Year 7	Female	93.22%
Year 8	Male	91.84%
Year 8	Female	91.82%
Year 9	Male	94.40%
Year 9	Female	88.31%
Year 10	Male	93.24%
Year 10	Female	87.28%

The absentee follow up procedure is as follows:

1. The student is to attend home room where their home room teacher proceeds to mark their name on their particular class role and into School Pro. An SMS is sent by the front office to the parents of those absent, who have not advised us for the reason for their absence.
2. If the student was absent the previous school day, a note or phone call from the responsible person must be given or made to the homeroom teacher or front office, giving an explanation as to why the student was absent.
3. If the student is absent for more than 3 consecutive days then a medical certificate may be requested by the Principal asking for an explanation, regarding such a lengthy absence.



Psalm 119:105 Thy word is a lamp unto my feet and a light unto my path

Qualifications of Teaching staff and workforce composition

All teachers at Hope Christian College are registered with the Teacher Registration Board of Western Australia and have a teaching qualification from an accredited higher education authority. All staff members, teaching and non-teaching, have current Working With Children Check cards.

Below is a summary of all the teacher qualifications held by the teaching staff of Hope Christian College.

Number of teachers: 31 in 2020

3 Year Degree/ Diploma 0
4 Year Degree/Diploma 31

Below is the table representing the total workforce at Hope Christian College in 2020 (August 2020 Census Data).

Staff Summary		ALL STAFF	
Type	Gender	Headcount	FTE
Principal	Male	1	1.0
Teaching Staff	Male	7	6.5
	Female	21	16.6
Specialist Support	Female	2	1.6
Building Operations	Male	4	2.4
Administrative and Clerical	Male	2	1.2
	Female	15	10.2
TOTAL		52	39.5

Satisfaction with the School

In 2019 we held an independent Staff Well-being Survey. Summary of the results can be accessed on our webpage with the following link <https://hopecc.wa.edu.au/wp-content/uploads/2019/09/School-Survey-2019.pdf> .



Psalm 119:105 Thy word is a lamp unto my feet and a light unto my path

Student Outcomes in Standardised National Literacy and Numeracy Testing [NAPLAN]

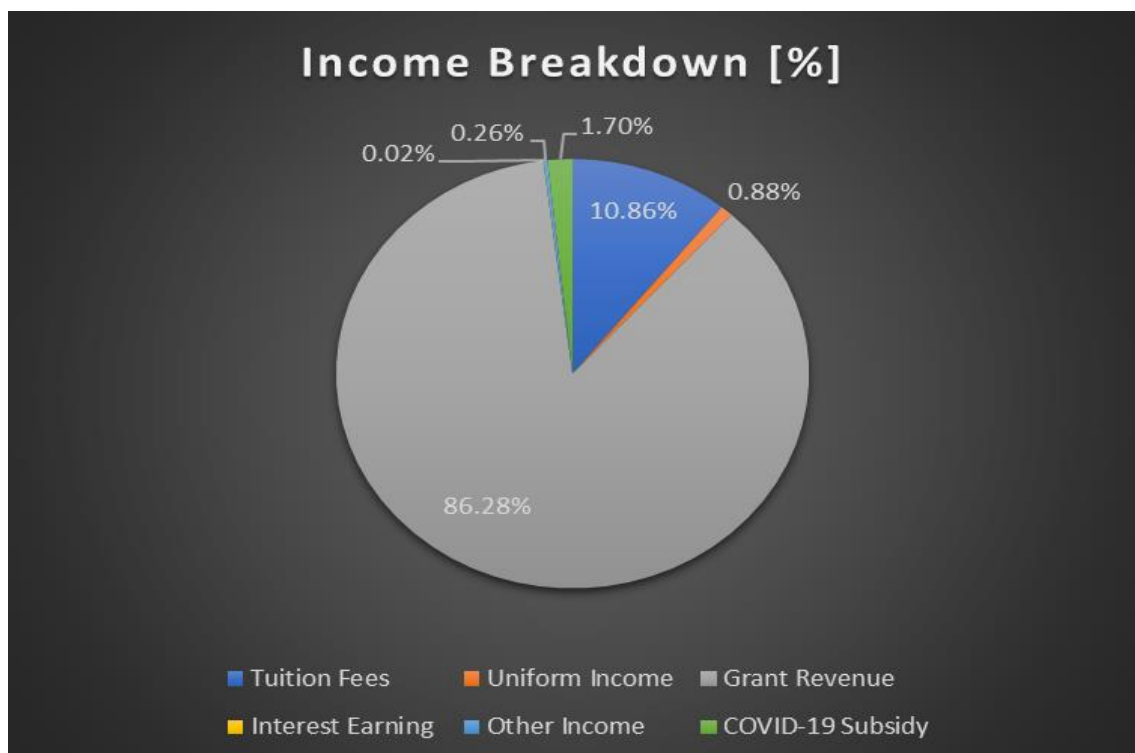
In 2020 due to the COVID Pandemic, NAPLAN testing was cancelled nationwide.

Graduating Year 12's 2020 Academic Results


Of the ten Year 12's, all of them achieved their WACE. Two students wrote ATAR and Eight completed General courses and various Certificates.

School income broken down by funding source

Below is a graph of the percentages of the School's funding. You will notice that 87% of our funding is derived from Government sources and for this we are most grateful.



Government Rd, Roelands, WA 6226
PO Box 12 Brunswick Jn, WA 6224
www.hopecc.wa.edu.au



Ph: 08 9726-3613
Fx: 08 9726-3614
Email: admin@hopecc.wa.edu.au

Psalm 119:105 Thy word is a lamp unto my feet and a light unto my path

Income Breakdown

[2020]

Income Categories	\$
Tuition Fees	637,784.00
Uniform Income	51,515.00
Grant Revenue	5,067,573
Interest Earning	1,092
Other Income	15,563
COVID-19 Subsidy	100,000
Total Income	5,873,527

Mr Peter Stone
Principal
Hope Christian College